

2025 Annual Report

West Thurston Firefighters
Proudly Serving You Since
1947

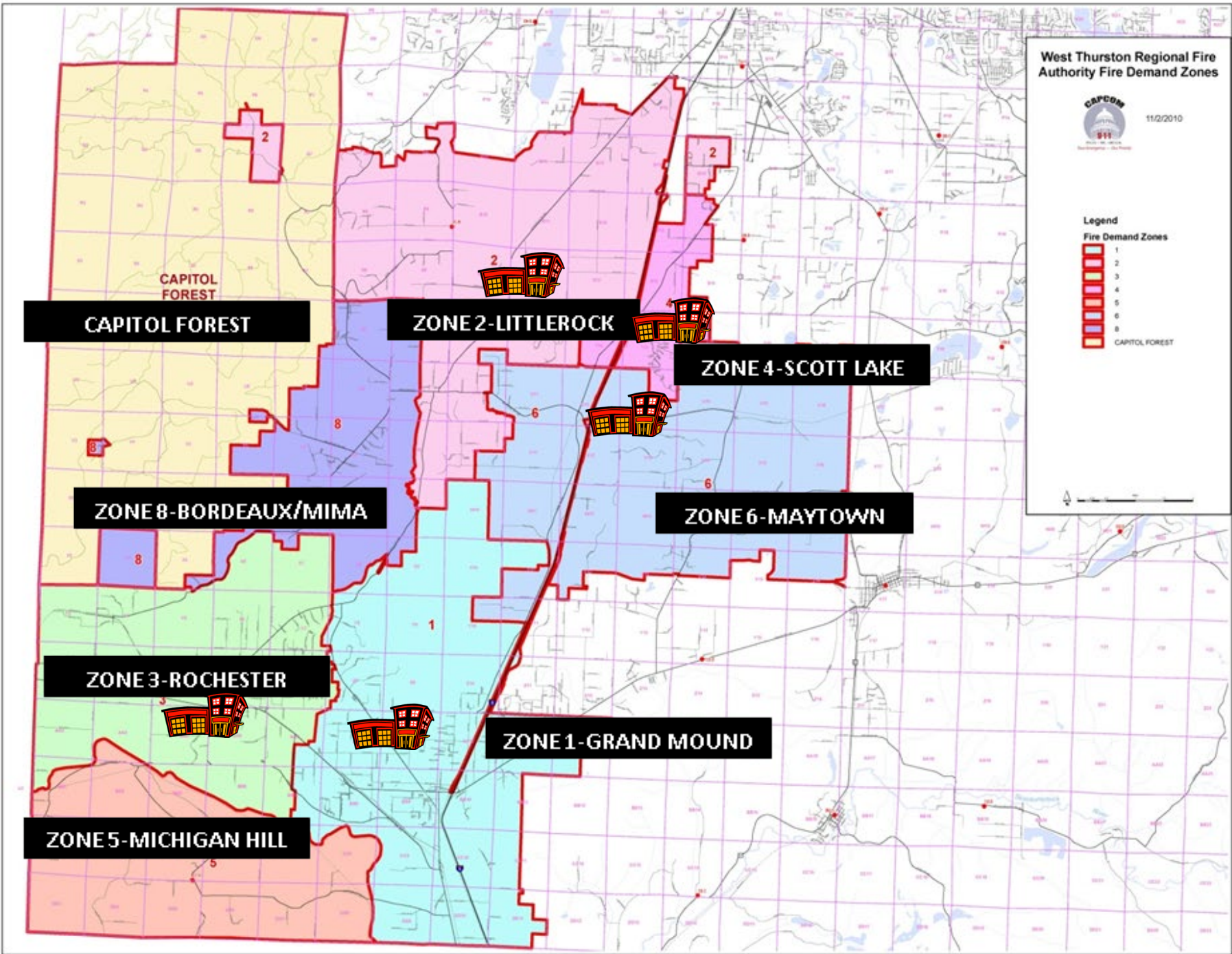


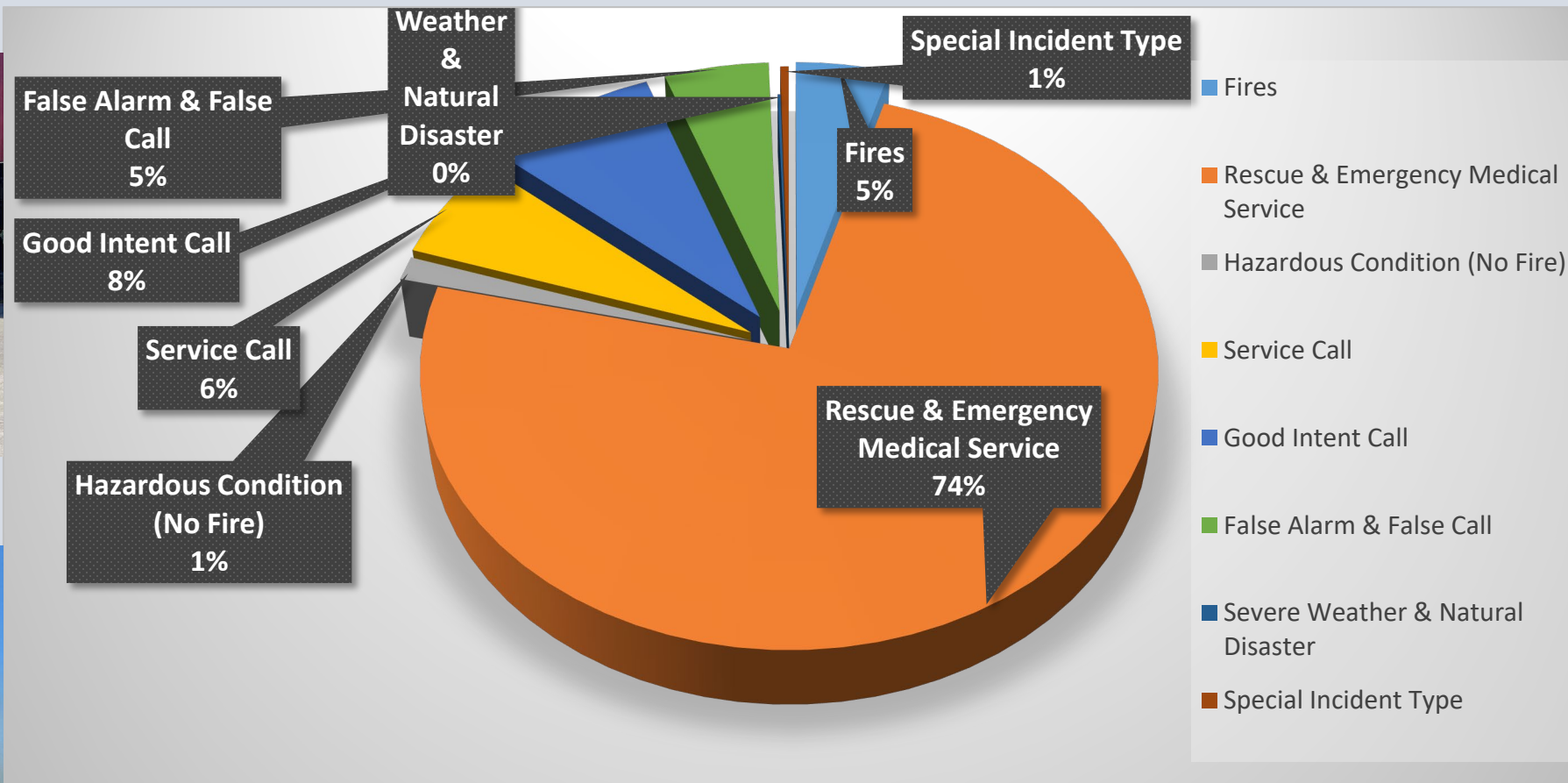
There are 8 response zones in the 158 square mile of converge area.

The FD operates from five staff-able fire stations, strategically located throughout the region.

The FD uses a cross-staffing model with 24-hour staffing out of four fire stations and one resident fire station. This produces the best response time with limited resources. (high apparatus demand)

West Thurston employs 31 full time Firefighter/ EMT, 46 volunteers, 5 full-time admin.

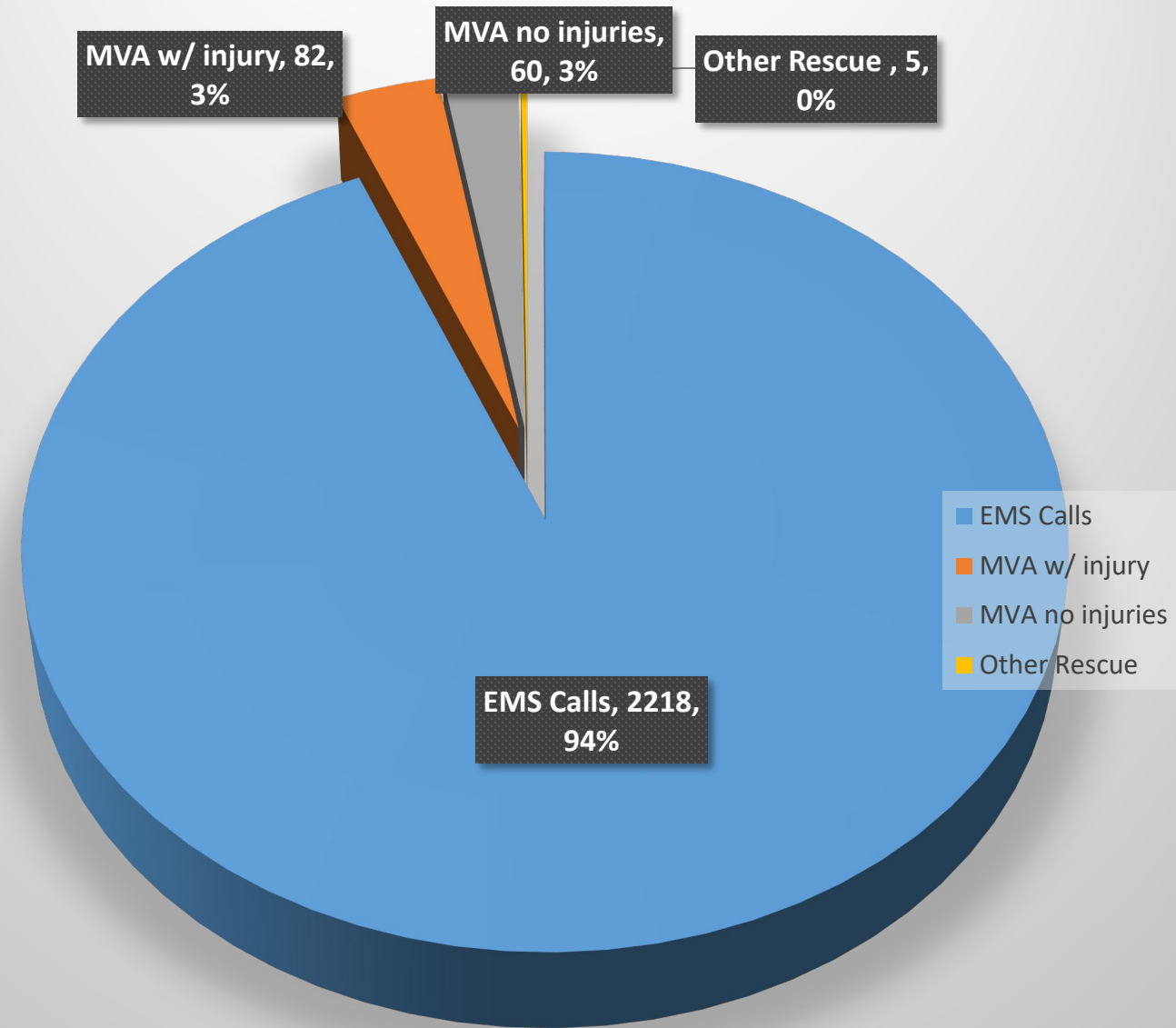




MAJOR INCIDENT TYPE for 2025		# INCIDENTS
Fires		156
Rescue & Emergency Medical Service		2,571
Hazardous Condition (No Fire)		47
Service Call		211
Good Intent Call		289
False Alarm & False Call		174
Severe Weather & Natural Disaster		5
Special Incident Type		14
2025 TOTAL		3,467

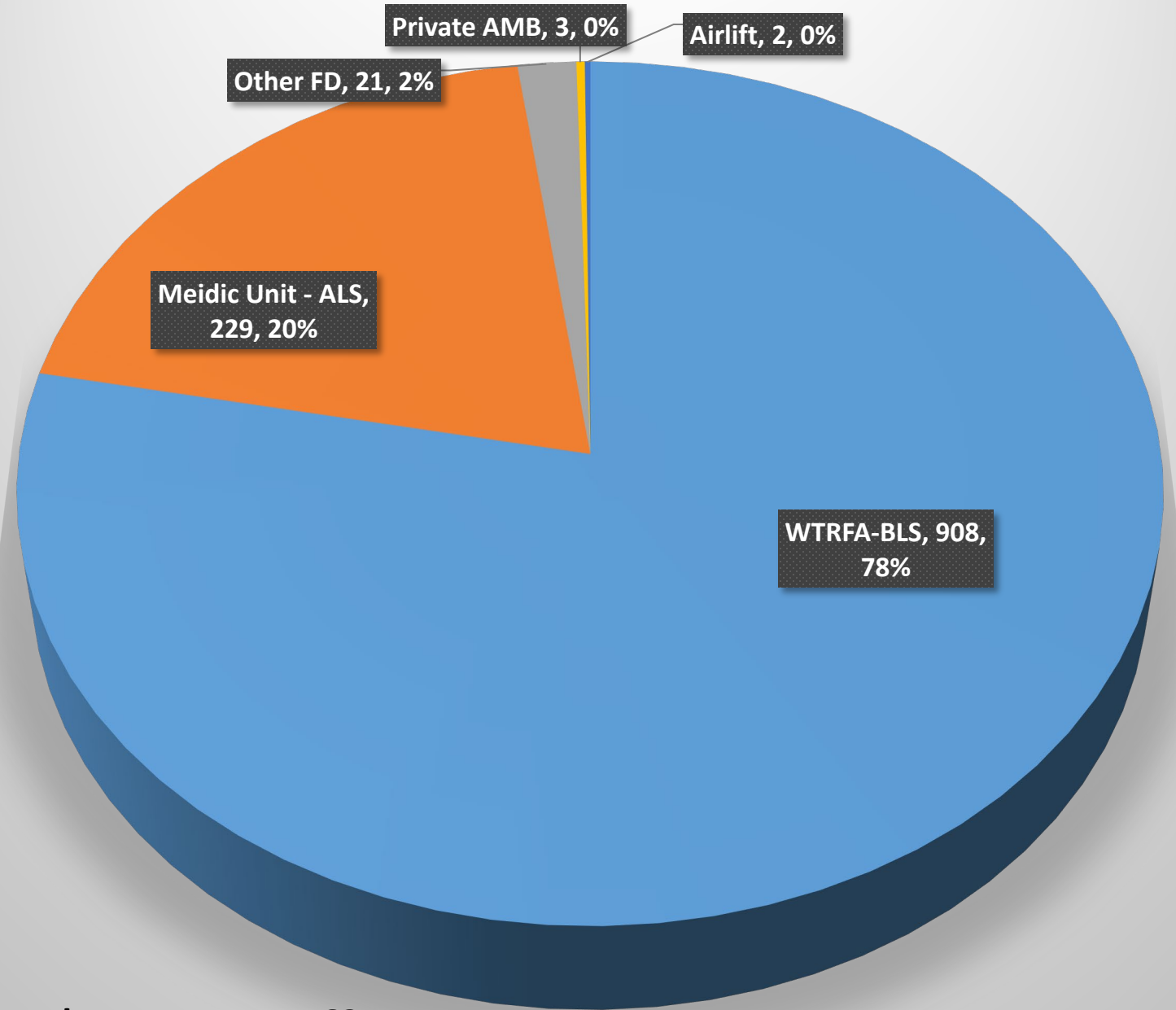


EMS Types





EMS Transports

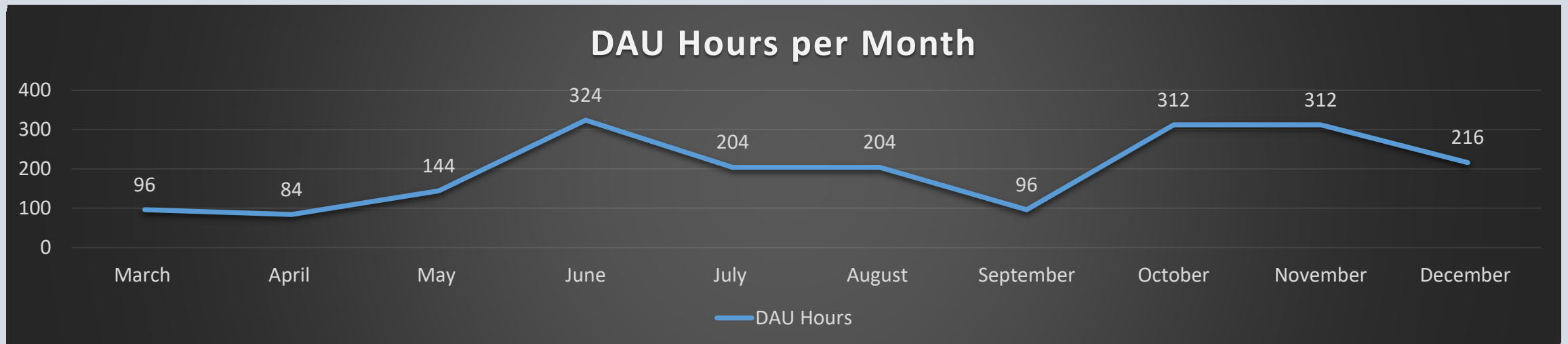


Total Transports: 1,163

%EMS Patients Transported by EMS: 44%

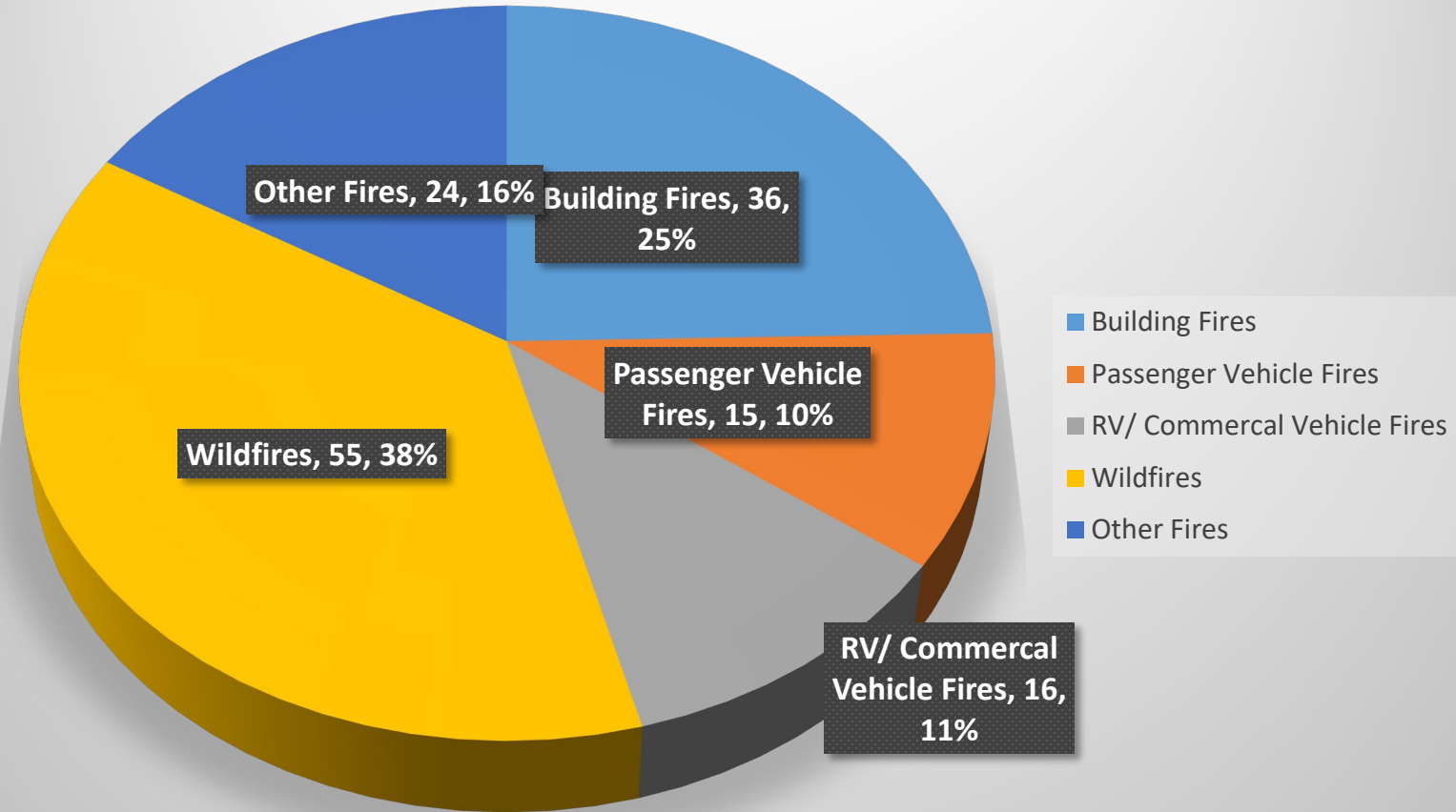
Volunteer Designated Aid Unit(DAU)

- DAU started March 2025
- Staffed by 2 volunteer EMT's (based on volunteer availability)
- DAU was staffed 1,992 hours up in 2025 (27% of the time since start)
- DAU completed 207 total transports (26% of total transports since start)



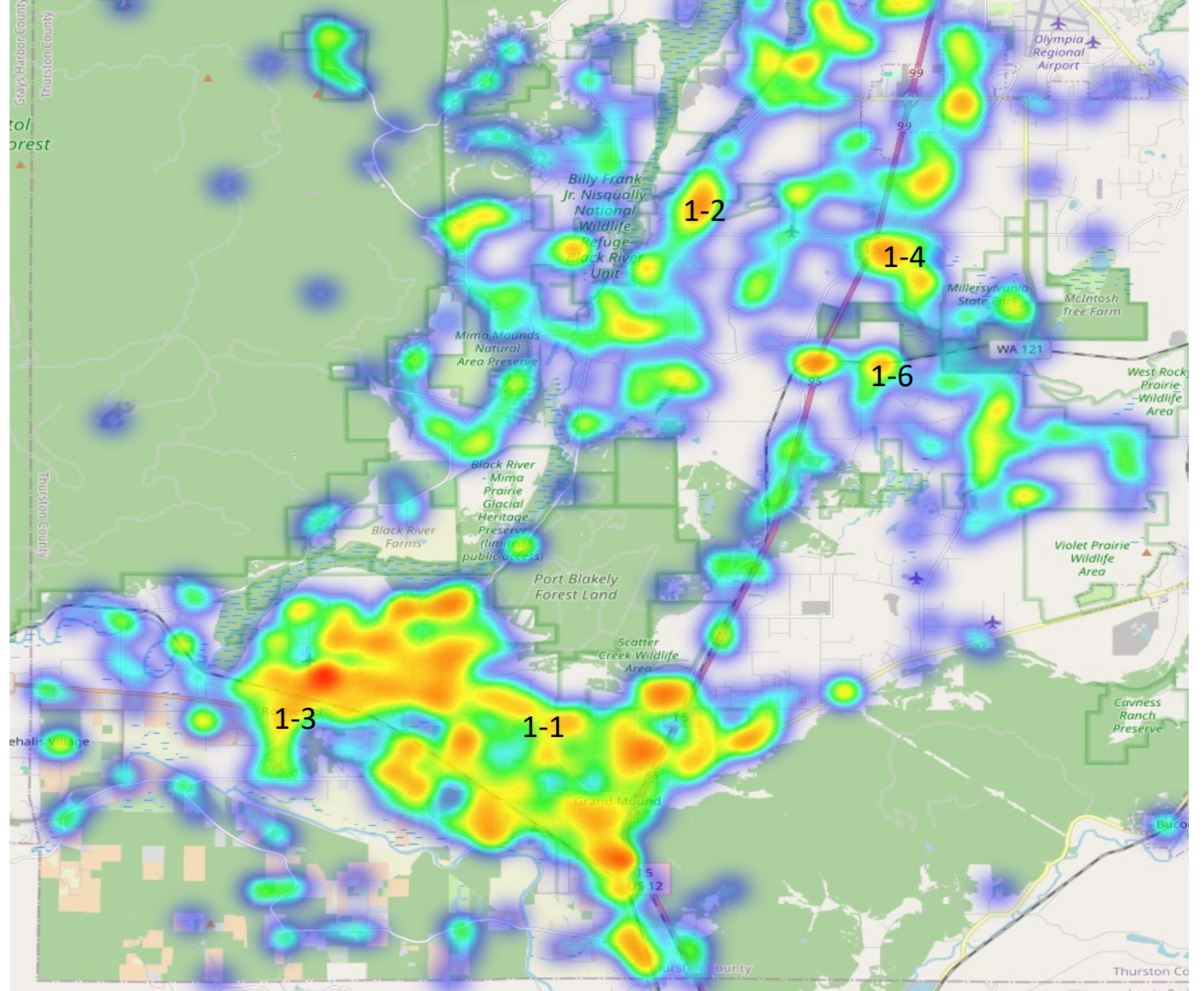


Fire Incident Types

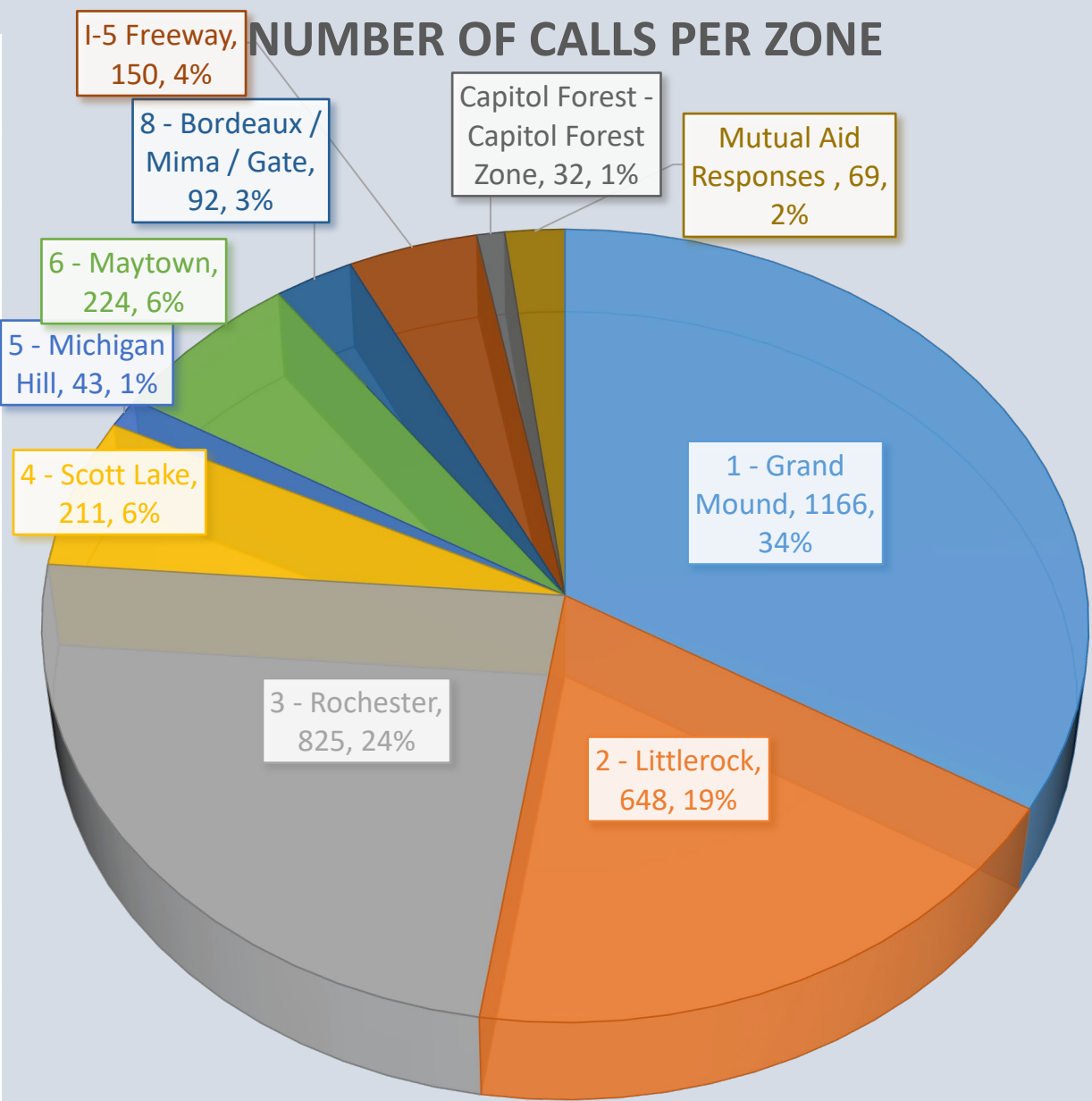


- Fire accounts for 5% of the total call volume
- Fire Incidents are the most manpower intensive service delivered. In many cases a Building or Brush/wildland fire will require all our resources and Mutual Aid from other fire departments.

2025 Incident Map



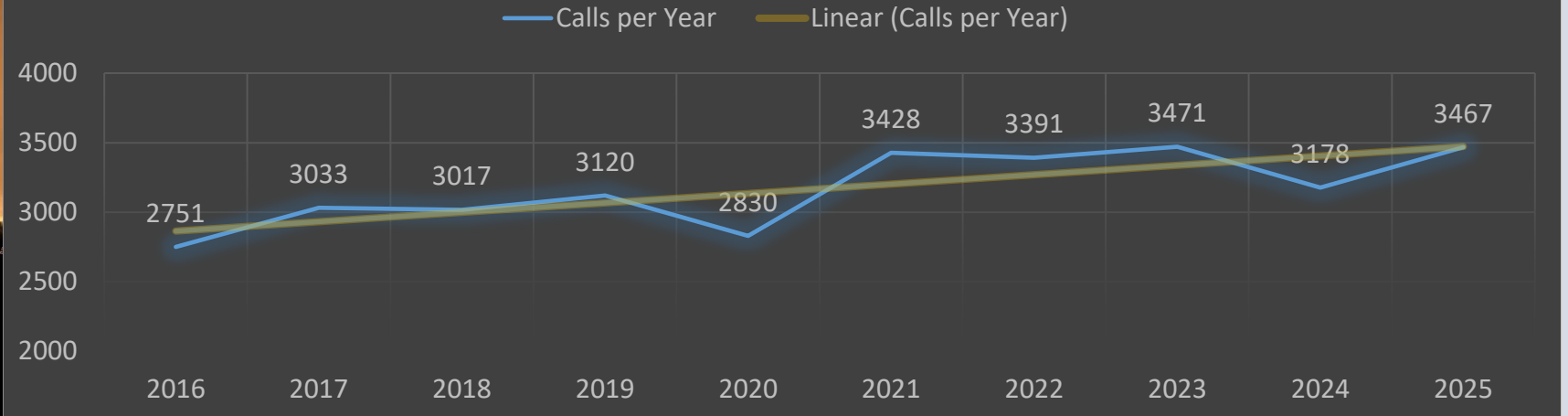
PRIMARY ZONE	NUMBER OF CALLS	AVERAGE RESPONSE TIME *
1 - Grand Mound	1,166	8:17
2 - Littlerock	648	9:20
3 - Rochester	825	8:27
4 - Scott Lake	211	9:40
5 - Michigan Hill	43	14:46
6 - Maytown	224	12:21
8 - Bordeaux / Mima / Gate	92	13:37
SECONDARY ZONE	NUMBER OF CALLS	AVERAGE RESPONSE TIME *
I-5 Station 1-1 area	81	11:29
I-5 Station 1-2 area	11	13:19
I-5 Station 1-6 area	58	13:22
Capitol Forest - Capitol Forest Zone	32	20:07
Mutual Aid Responses	69	N/A



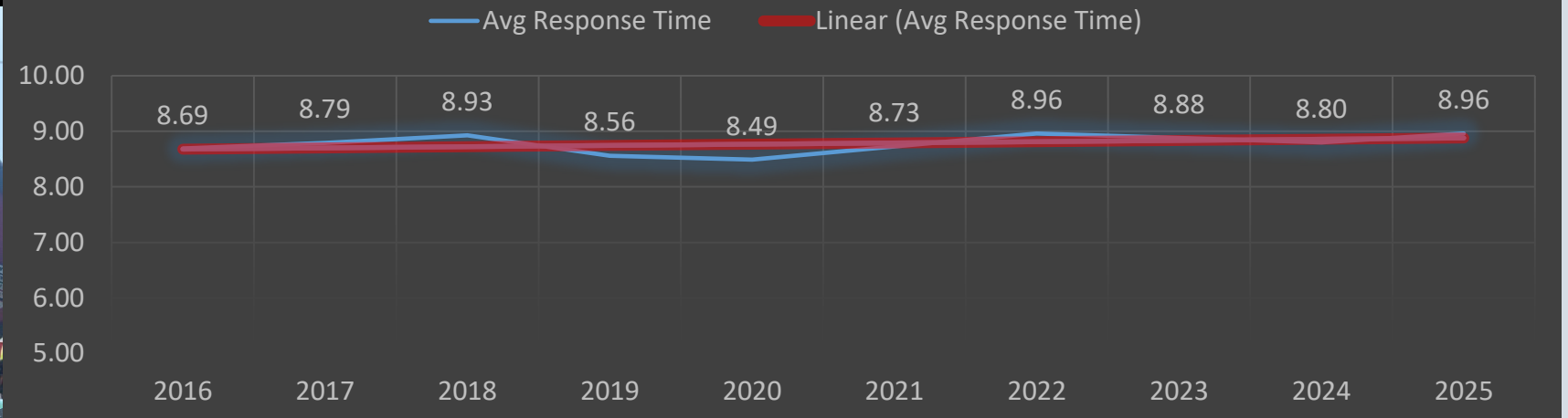
* Response Times are Average of All Calls Priority and Non-Priority.



Call Volume last 10 years (Avg 3,169 per year)

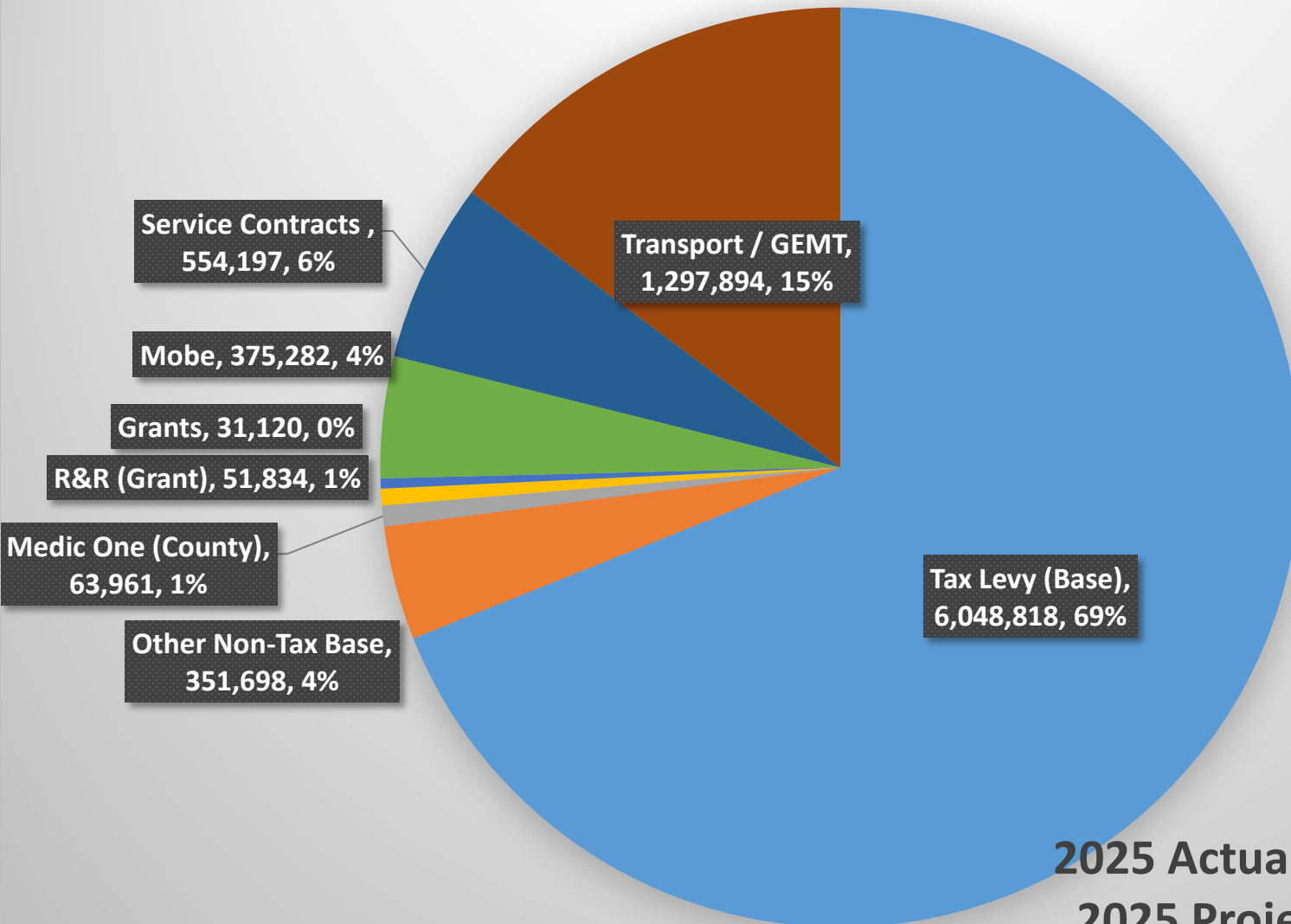


Avg Response Times last 10 years (Avg 8.78 per year) *



*Response Times are Average of All Calls Priority and Non-Priority.
In July 2024 Dispatch changed dispatch criteria, increasing low-priority volume.

How is the Fire Department Funded? (2025 Revenue)

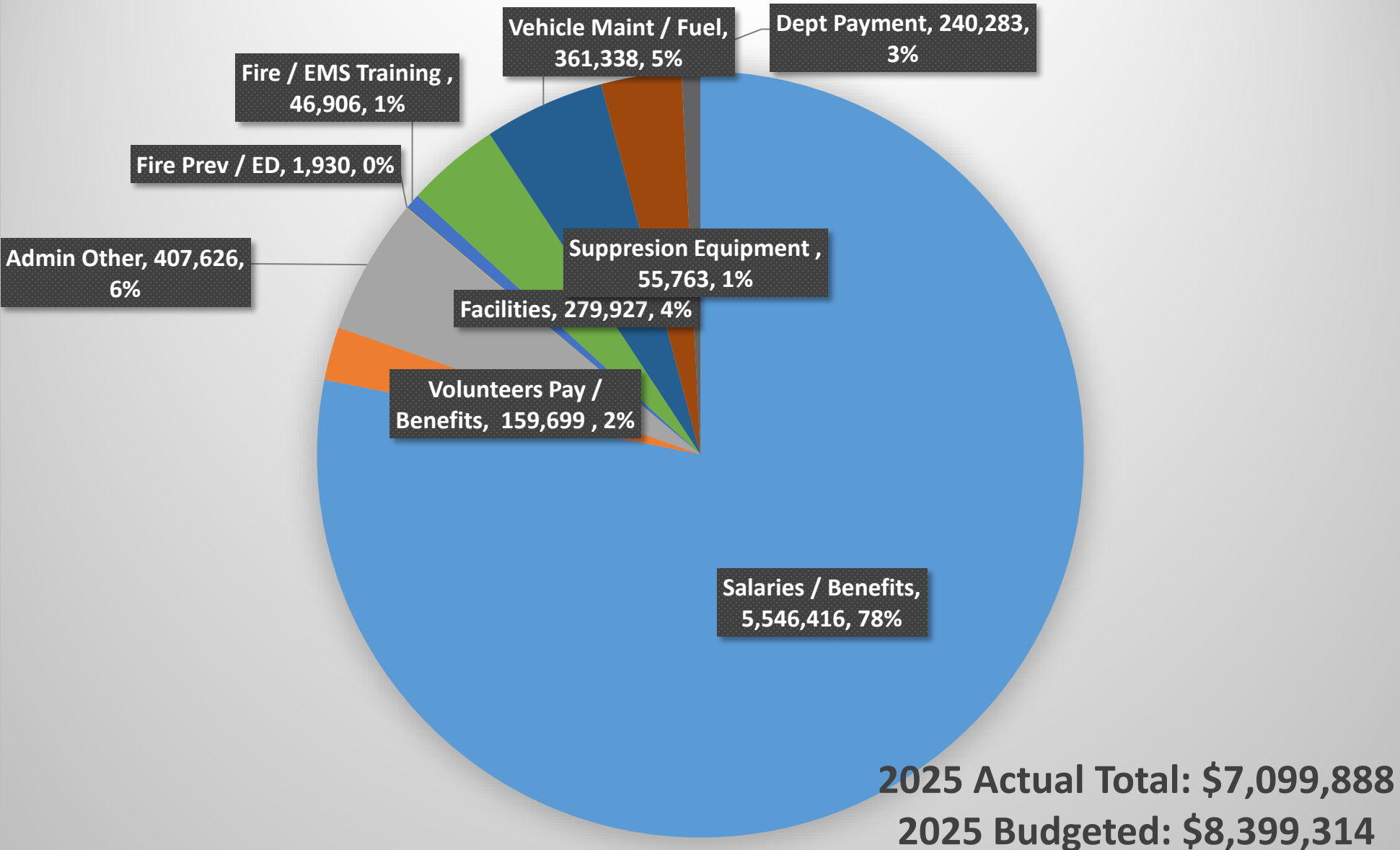


- \$719,716 in actual revenue above projected.
- Base Tax Levy was \$28,811 less than projected.
- This was covered by Non-Tax Base such as:
 - Mobe: \$375,282 (not budgeted)
 - Transport: \$50,778 above budgeted
 - GEMT: \$147,116 above budgeted
 - Grants: \$30,342 above budgeted
 - Interest: \$183,632 above budgeted

2025 Actual Total: \$8,774,802

2025 Projected: \$8,055,086

2025 Expenditures



- Was able to keep expenditures under control and under budget.
- Doesn't consider proposed \$200,000 for Vehicle Reserve and \$200,000 for Facility Reserve.
- Salaries / Benefits was 11% below budgeted.
- Vehicle Maintenance was \$100,829 below budget.

WTRFA was involved in 60 community Events in 2025

Community Engagement

January

Little Rock Preschool Station Tour 75+ Kids
Cub Scouts Station Tour
Centralia Chirstian Station Tour
Red Cross Blood Drive

March

RMS Career Day
RPS Read Across America Week
GMES Future Chefs
RPS Penny War Winner Recess

April

Scott Lake Hydro Races
Easter Egg Dash. Hoss Field and Station 1-2
Rochester Mennonite Fellowship church Station
Tour

May

SWW Spring Youth Fair. Friday and Sunday.
Bouredoux Wildfire Ready Neighborhood Drill
Ride to school in the fire engine. LRE
Rochester Girl Scout Station Tour/ First Aid lesson
New Market Presentation
RHS State Send off
LRE BBQ
RPS and LRE Behavior Award/ Spray the Field
Scott Lake Fishing Derby
LMLL Closing Ceremonies

June

RPS Family, Friends and Frozen treats- Serving Ice
Cream
Ride to School in the Engine RPS
RPS School Send off
LRE School Send off
Ride to School in the engine LRE
Successful Patient Station Tour with Airlift

July

Scott Lake Bike Parade
Littlerock 4th of July Parade
Rochester Alumni Pancake Feed/Potluck
Rochester Summer Camp

August

Tacoma Trail Cruisers
Capital Metro Girls Fire Camp
Scott Lake National Night Out
SWW Fair x 2 days
Cedar Creek Corrections Back to School Bash
WTRFA Annual Back to School Summer Bash
Red Cross Blood Drive

September

Welcome back to school. Rochester& Littlerock
Boy Scout Field Day
Rochester Back to School Bash at GMES

October

Public Education for Rochester
and Littlerock Kinder, 2nd Grade,
5th Grade
Rochester Pre-School Pub Ed
Harvest Festival
Successful Patient Station Tour
Trunk or Treat x3
Halloween Glow Sticks

November

Hometown Hero
Rochester Pre-School Station
Tour
Community Town Hall x2
LRE Thanksgiving Day Feast

December

Ride to School in the Engine
Airlift tour with Patient
Fill the Boot
New Market Presentation
Christmas Families
Santa Breakfast
Winterfest
Santa Sleigh x





Training

- **2025 Training Hours: 3,591**
 - **Volunteer Training Hours: 562**

Volunteer & Staff Certifications

- Fire Academy Graduates: 11 credentialed Firefighter I Volunteers
- Thurston County EMT Graduates: 13 EMT Volunteers
- Red Card Wildland Initial Class: 6 carded Wild land Firefighters

Advanced Courses & Conferences

- Driver Operator: Thomas Trott
- Fire Investigator Conference: Thomas Trott, John Spiegelberg
- Brothers in Battle Conference: Josh Loofbourow
- Fire Officer I: Blake Kaleiwahea
- Hope Inspired Leadership: Nathan Drake, Dustin Davis

Instructor Development

- Instructor I: Ryan Lohse, Bill Crabb, Devann Miller, Miranda Visser
- Instructor II: Colby Lyon, Bill Crabb, Ricardo Santee, Mike Morales





Training

Specialty Certifications

- Incident Safety Officer: Colby Lyon, Mike Morales
- ISFSI Live Fire 1403: Colby Lyon, Mike Morales
- Pump Academy: Dustin Davis, Steve Ruiz
- Blue Card Train the Trainer: Mike Morales
- Firefighter II: Steve Ruiz, Reece Calica, Austin Kautz, Bill Crabb
- WSP Evaluator: Bill Crabb, Andrea Reynoldson
- Public Information Officer (PIO): Andrea Reynoldson, Shannon Hemminger
- Fire & Life Safety Educator I: Andrea Reynoldson, John Spiegelburg



Ongoing Training & Operational Readiness

- PACT Training Days: Fire & EMS monthly
- OTEPs & CARs: 7 per quarter
- Blue Card Refreshers & 3 Day Simulation Labs: Maintaining CE hours
- EVIP Training: Initial and refresher classes
- Extrication Drills: Shift based and public education demonstrations
- Peer Support: Ongoing team building and initial classes



Training

Specialized In House Training

- Elevator Operations Training: Led by Julio Vargas
- Lifting / Moving / Stabilizing Training: Led by Julio Vargas

Special Teams & Project Preparation

- Water Rescue Team: Tool lists, training, rollout preparation
- Quad/Rope/Basket Rescue: Tool lists, training, rollout preparation
- Burn Cell / Training Tower: Build planning and preparation



Program & Administrative Development

- Operations Committee: Ongoing coordination and oversight
- Probationary Firefighter Task Books: Management and completion
- EMT Task Books: Management and completion

“OUR GREATEST ASSET”

88

Proud Public Servants

Career Personnel (36)

- Fire Chief (1)
- Full-time Admin (4)
- Training Captain Daytime (1)
- 24-hour FF/EMT (30)

Volunteer Personnel (46)

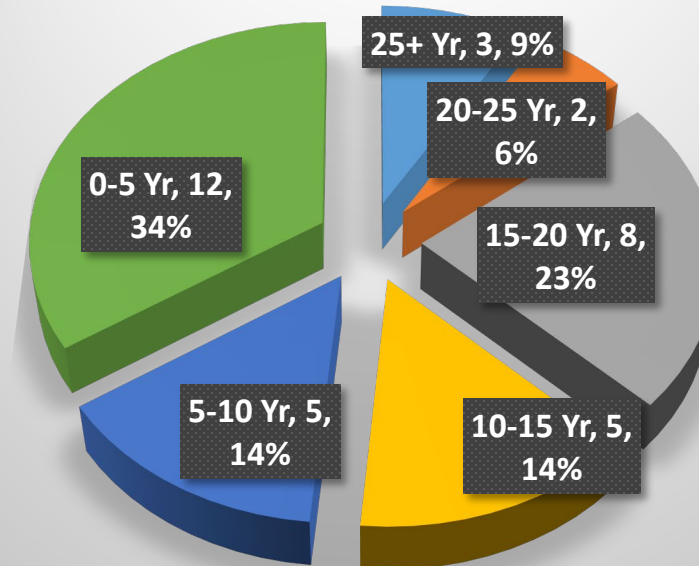
- Volunteer Responders (23)
- Volunteer Recruit (12)
- Admin Volunteer (11)

Elected Officials

- Six Commissioners (6)

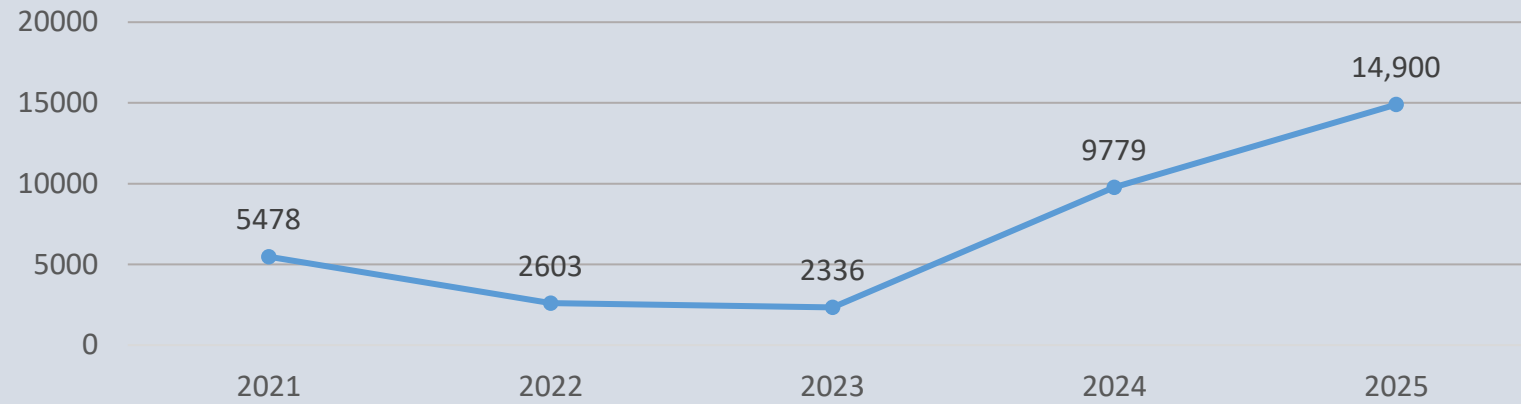


Full-Time FF/EMT Years of Service

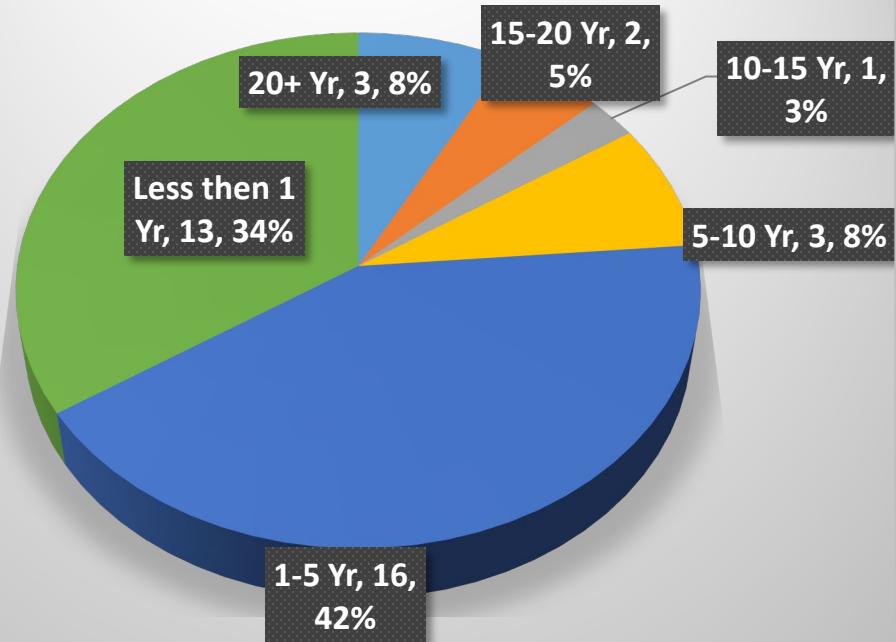


"OUR DEDICATED VOLUNTEERS"

Volunteer Hours per year



Volunteers Years of Service



46 Volunteers Strong

- 19 - Volunteer FF /EMT
- 4 - Volunteer EMT
- 2 – Volunteer FF
- 10 - Volunteer Recruit
- 1 – Fire Investigator
- 11 – Fire Tones

Annual Retention Rate

2024: 77%

2025: 75%

